



Área de Conhecimento:

Aluno(a):



Série: **AEE III**

Data: / /


Professor: **Fabíola Medeiros**

# Minhas atividades de férias!


Ligue cada animalzinho às patinhas correspondentes:





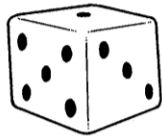
Para que a vaquinha fique feliz, pinte de marrom suas manchas e cole folhas secas no chão de pasto.



Em que forminha cada biscoitinho foi feito? Ligue.




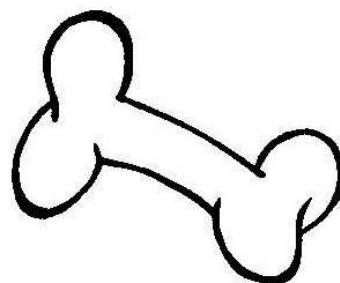



Ligue os objetos que são iguais.



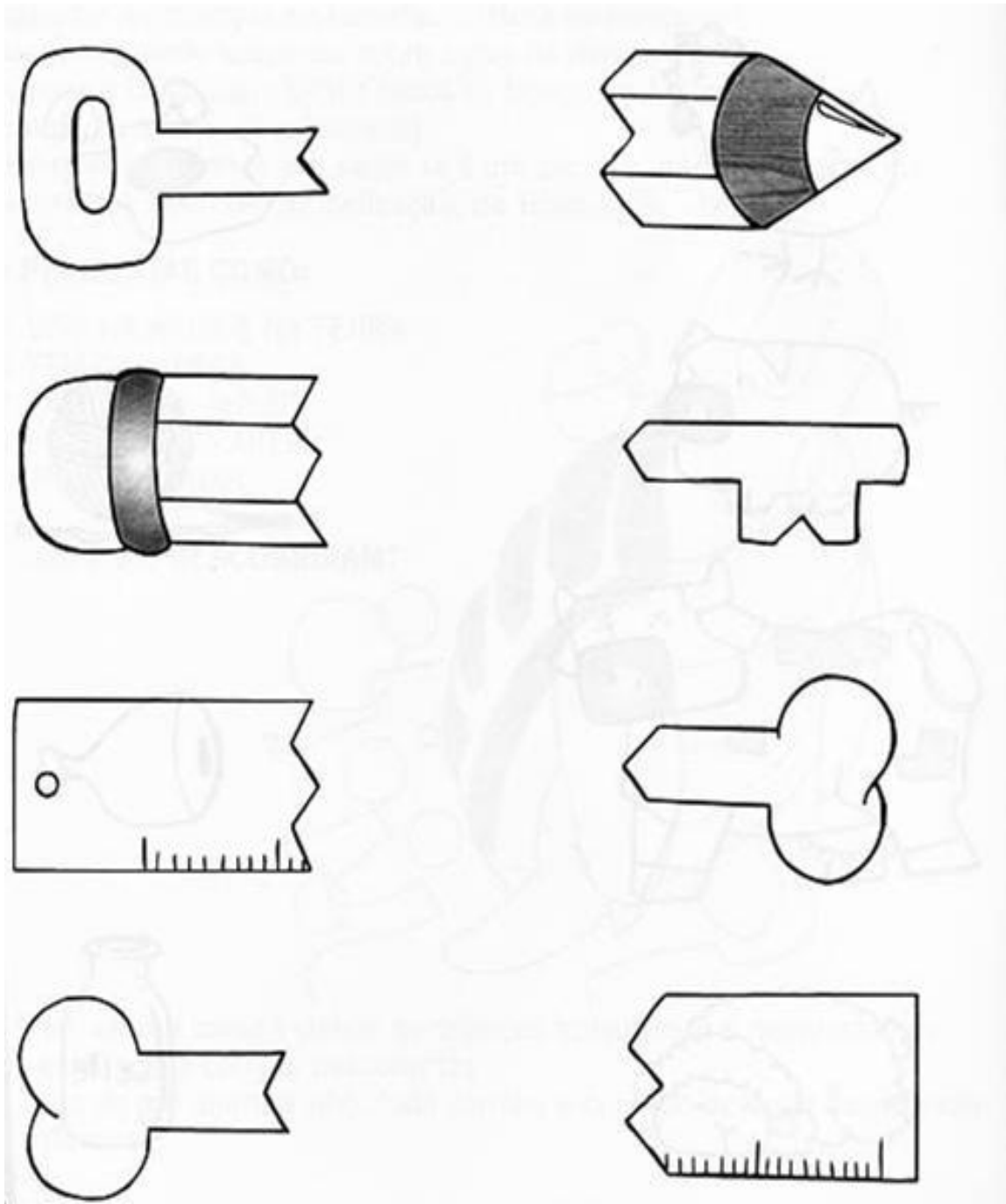
Decore cada balão de forma diferente. Use tinta guache, tecido, giz de cera, algodão e lã.







Leve cada animal ao seu alimento preferido.




Ligue as pedações e complete o objeto.



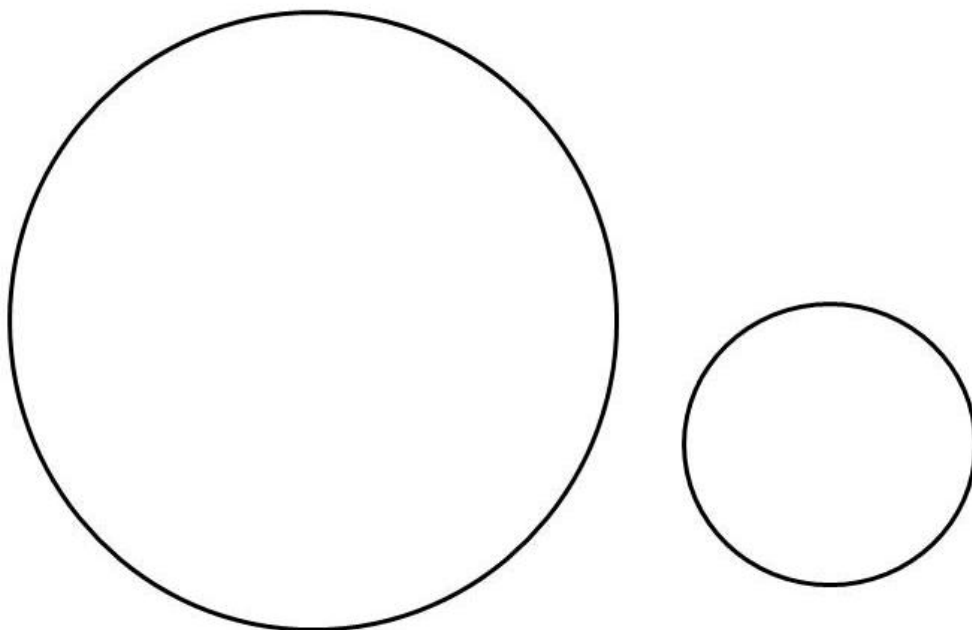
Com giz de cera vermelha ligue os círculos, com o amarelo pinte os quadrados e com o azul faça um X nos triângulos.



Cole pedaços de papel laminado da cor de sua preferência e leve a nora até a nora.




Faça bolinhas de papel crepom azul e cole no círculo maior.






Pinte de amarelo o retângulo menor.




Pinte da cor de sua preferência apenas 1 estrela.



Pinte da cor de sua preferência apenas 2 casa.



Vamos Colorir?



"Nunca ajuda uma criança em uma tarefa em que ela pode fazer sozinha." (Maria Montessori)

# Cubra e Traçado.

